

# SCHOOL BOARD / SNOW RESORT SAFETY GUIDELINES FOR OUT-OF-SCHOOL TRIPS FOR WINTER SPORTS EDUCATION PROGRAMS



Ontario School Boards'  
Insurance Exchange  
(OSBIE)

Ontario Snow Resorts  
Association  
(OSRA)

Reviewed: August 2021  
FINAL



## **A.**

### **CO-OPERATIVE EFFORT**

---

OSBIE has consulted with Ontario Snow Resorts Association and its ski area members in the production of this document.

## **B.**

### **RISK FACTOR**

---

It should be understood by OSBIE Members that the production of this safety document should not be interpreted as an endorsement of school participation in such activities offered at snow resorts. OSBIE recommends caution in undertaking all risky activities. If, after careful consideration of the risk of the excursion, the age, skill and knowledge level of the students, and the qualifications of the supervisors, snow excursions are permitted, this document provides minimum safety standards for schools to follow.

## **C.**

### **LEGAL DOCUMENT**

---

This document is not a legal document. It is intended to provide accurate information about the subject matter. It is distributed with the understanding that

the authors are not engaged in rendering legal or other professional services. Specifically, the recommendations contained herein are guidelines only, and not legal advice and the authors do not warrant, in any manner their suitability for any particular usage. If legal advice or other expert assistance is required, the services of a solicitor or other competent professional, with knowledge of all laws pertaining to the reader and the jurisdiction should be sought.

## **D.**

### **DISCLAIMER**

---

This document was prepared as a guideline for the exclusive use of Ontario School Boards that are members of the Ontario School Boards' Insurance Exchange (OSBIE), having specific regard to the particular circumstances, needs and intended uses of School Boards in Ontario. This document shall not be used in any way by anyone else without prior written consent of The Ontario School Boards' Insurance Exchange. In any event, the Ontario School Boards' Insurance Exchange and the Ontario Snow Resorts Association do not accept liability or responsibility for any occurrence arising out of the use of this document by any school board, any other person, organization or agency.

# RATIONALE

## **EDUCATION AND SAFETY GO HAND-IN-HAND**

Out-of class winter sports excursions, including skiing, snowboarding, tubing, snowblading, among others, are designed to be an extension of the classroom and are provided for the purpose of instructing and enhancing the skills and knowledge of students, and may meet certain curriculum requirements. Accordingly, an instructional component should be designed and be mandatory for students at all levels of ability.

The safety of students while participating in out of school winter sports education programs is the utmost consideration. Skiing and snowboarding, like any physical activity, has inherent risks. Awareness and understanding of the risks involved with skiing and snowboarding enable steps to mitigate the risks and make the activity relatively safe. Classes highlight the safety aspect of skiing and snowboarding and other permitted activities. Students learn how to ski and snowboard in control for their own safety and the safety of others. Education, common sense, proper planning and appropriate supervision will result in an enjoyable and safe learning experience for students.

Following lessons, students must use trails commensurate with their abilities. While skiing in groups is recommended, it should be recognized that one-on-one supervision is not possible. Because of the nature of skiing, schools should be using an “in the area” supervision format which requires the teacher and parent volunteer (supervisor) to maintain a presence in the area of trails or ski runs for use by the students as determined by the resort instructors.

Managed by Ophea, the Ontario Physical Activity Safety Standards in Education (OPASSE), <https://safety.ophea.net/>, provides the following definition related to the applicable category of supervision required for Skiing (Alpine), Snowboarding, Snowblading and Cross-Country Skiing: “In-the-area” supervision means the teacher must be readily accessible and at least one of the following criteria is in place:

- ***Teacher/supervisor is circulating; and***
- ***Location of teacher/supervisor has been communicated to students and supervisors***



## HELMETS

***All participants must wear an appropriate snow sport helmet for school excursions to OSRA member facilities.***

***(NOTE: Helmet use is not required for Cross Country Ski / Snowshoeing programs).***

***OSBIE recommends that schools adopt a similar mandatory snow sport helmet use policy as noted above, regardless of ski facility locations.***

The guidelines detailed herein apply to all school boards that are members of the Ontario School Boards' Insurance Exchange and have been endorsed by the participating resort members for the Ontario Snow Resorts Association (OSRA).

School boards that elect to use resorts outside of Ontario or resorts that are not members of OSRA, should follow these guidelines and outline the requirements to the resort personnel prior to booking.

It is intended that these safety guidelines will be followed by all Principals and staff involved in the planning of winter sports education programs. The member resorts of OSRA who meet the Province of Ontario Regulations and Standards endorse these Guidelines. The Guidelines complement the Ontario Physical Activity Safety Standards in Education (OPASSE) available at [safety.ophea.net](http://safety.ophea.net), that should be followed in the planning of all winter sports education programs.

To view a list of provincial OSRA member resorts, log on to:

**[www.skiontario.ca](http://www.skiontario.ca)**



# PLANNING FOR SKI AND SNOWBOARDING EDUCATION PROGRAMS

There is no substitute for careful planning. Parents and students must be informed of all the details of the trip, excursion, or educational program. Information packages should include what is offered in the education program: lessons, progressive sticker procedure, upgrading, assigned groups by ability and the need for students to utilize runs and terrain commensurate with the student's ability as determined by the snow resort's teaching staff. The documents contained in this guideline are only available in English or French.

Consideration should be made for non-English/French speaking parents and students to ensure there is a clear understanding of the risks, safety rules and use of consent forms. OSBIE recommends the use of a multi-lingual cover page to stress the importance of the ski/snowboarding documents to these families (see Appendix 1a for a sample cover page). This cover page is intended to stress the importance of advising anyone not speaking English or French to take the consent forms to someone who can explain it.

Teachers and parent volunteer supervisors must be aware of the environment or situation to which the

students will be exposed and be able to realistically provide adequate "in the area" supervision. Parent volunteer supervisors will receive written instructions on their supervisory duties and will attend an orientation meeting at the resort. Parent and teacher supervisors will receive an identifying system i.e. armband, vest etc. at this time. (See Volunteer/Teacher Orientation – Page 8)

It must be emphasized that the Principal and staff are responsible for the students' safety orientation. Resorts may have classroom orientation material available for this purpose. The teacher responsible for coordinating the venture must make certain that all applicable recommendations are adhered to. The Principal and staff are also responsible for ensuring that important aspects, such as pupil/teacher ratios, telephone contacts, and that emergency procedures are provided for and in-place prior to the trip. There should be sufficient instructor/supervisors to accommodate all classes.

Do not take for granted that "someone else" is assuming an important role in the planning of the winter sport education program. Teachers are expected to be responsible for ensuring that there is "in the area" supervision at all times - the ski resort reserves the right to revoke the lift/ski ticket of any participant for infractions of rules, policy regulations or unacceptable conduct.

## SKI EXCURSION FORMS

1. Use the School Board Approved form to request permission for excursion. Then, if applicable, use your school board approved parental consent form for the excursion or the Special Winter Excursion Form / Parental Consent (Appendix 1b). If you do use your school board approved parental consent form, you must still send home the top section of Appendix 1b as it contains the rental equipment information.
2. Obtain written parental permission for all out-of-school snow sport trips. Use the Special Winter Excursion Form/Parental Consent in Appendix 1a,b (or your school board approved parental consent form) for this purpose. This new form, with signature of Parent/Guardian and Student (if over 18) is to be retained; original for school file and one copy retained by the ski resort.

## INFORMED CONSENT / PERMISSION FORMS SHOULD BE ACTIVITY SPECIFIC

The Special Winter Excursion Form/ Parental Consent form (Appendix 1a,b) should be specific to the snow sport activity in which the student is participating. If students are snowboarding or involved in another type of activity rather than skiing, this should be indicated on the Consent Form. The activity should be selected on the Special Winter Excursion Form/Parental Consent.

## SKI TRIP PREPARATION KIT

1. Receive conceptual approval for ski excursion from the Principal. Request should include number of supervisors - teachers & volunteers, and include skill level of supervisors. Supervisors of excursions should be experienced in the activities being permitted - i.e. skiing, snowboarding, tubing or snowshoeing.
2. Book date and numbers with resort. Ensure resort can accommodate lessons for all students. Non-skiers/ snowboarders and/or beginners must have lessons before being permitted on trails.
3. Arrange transportation.
4. Complete the required Board of Education excursion forms (your school board approved parental consent form) or Special Winter Excursion Form/Parental Consent and submit to Principal for appropriate School Board Superintendent approval, if required.
5. Send home a Parental Information Package that includes the Note to Parents and Students with the Special Winter Excursion Form / Parental Consent Appendix 1a,b (or your school board approved consent form) for parental permission and signature. This all-in-one consent form now includes rental equipment. "[Comfort Tips](#)" for appropriate clothing are available in the Safety & Risk Awareness section of the OSRA website.

**6.** Collect the signed Special Winter Excursion Form/Parental Consent or a copy of your school board approved consent form parental permission forms for each student.

**7.** Establish ski/snowboarding classification groups (see Appendix 1b). Assign supervisors in appropriate ratios to groups. The ratio of students to supervisors should not be higher than the ratios in the Ontario Physical Activity Safety Standards in Education (OPASSE). Improvement on ratios can be achieved with more qualified supervisors, including volunteer parents who are experienced in the sport. Inform resort of group sizes and number of rentals required.

**8.** Written instructions for Volunteer Supervisors. Review supervision of snow sport trips and provide supervisors a copy of the supervisory duties (page 8).

**9.** Only parent supervisors who have received the written instructions on supervisory duties should be permitted on a school excursion.

**10.** Meet with students to discuss and establish:

- Teacher/Student/Volunteer Supervision
- Behavioural Expectations – Alpine Responsibility Code and Nordic Responsibility Code
- Share safety information – Check with the resort for local safety rules and resources

- Identification of Groups and name of supervisor assigned to each group
- Compulsory lesson schedule
- After-lesson Expectations
- Student I.D.
- Organizational Plans on the Day

#### **Other Resources:**

***School Video (where applicable)***

**[GRAVITY Video](#)**

**[LIFT SAFETY Video](#)**

**[Little RESPECT Video](#)**

***Signage/Posters - see***

***Appendices 2a-4***

**[Ski Well Be Well](#)**



# VOLUNTEER SUPERVISOR ORIENTATION FOR SNOW SPORT TRIPS

---

**1.** A meeting with the principal and/or teacher in charge, the volunteer supervisors and other teaching staff is highly recommended. The purpose of this meeting is to review the duties of supervisors, and what is expected of supervisors on snow sport trips.

**2.** Volunteers must be competent in the sport they are supervising. Ability should be assessed prior to assigning volunteer duties. The most experienced volunteers should be assigned to the more advanced groups of students. If activities such as snowboarding, tubing or snowblading are permitted, the supervisors assigned to these activities should have experience in the activity.

**3.** One supervisor will be assigned to base camp for emergencies, and to assist with supervision over lunch. **This is the only supervisory position that can be filled by a non-skier/snowboarder.** The supervisor at the base camp should identify where the emergency facilities are located, have a list of students with emergency contact numbers, know the location of a phone, identify and understand the resort's emergency procedures for transporting injured students to hospital.

**4.** Supervisors will circulate and maintain a visible presence on the trails/runs commensurate with the abilities of students. Supervisors should arrange "check-in" times during the day for their groups to meet and review progress.

**5.** While students are receiving their lessons, supervisors will review instructions provided by the resort previously referred to in the "Planning for Ski and Snowboarding Education Programs section (Page 5). When completed, the supervisors will proceed to the trails/runs to conduct "in the area" supervision for their group.

**6.** The volunteer supervisors will be instructed on the school and the resort's code of behaviour. The supervisor will be informed as to what to do in the event of misconduct on the part of the student and that the ski resort will cancel the lift pass for any offenders. Supervisors are expected to **assist** (not replace) resort staff in enforcing rules and safety practices. Volunteer supervisors should bring persistent offenses to the attention of teachers or resort staff. ***Do not ignore dangerous behaviour!***

**7.** Both parent volunteer and teacher supervisors should be identified with a system i.e. armband, vest etc. provided by the ski area/school.

**8.** Volunteer Supervisors will be asked to sign a disclaimer holding the school board harmless from claims for injuries they



sustain while supervising snow sport education trips. The disclaimer should advise the volunteer that the school board does not have accident or WSIB insurance for them.

**9. All participants must wear an appropriate snow sport helmet for school excursions to OSRA member facilities. (NOTE: Helmet use is not required for Cross Country Ski / Snowshoeing Programs).**

OSBIE recommends that schools adopt a similar mandatory snow sport helmet policy as noted above for all participants of the school excursion, regardless of facility location.

## **CONTROL PROCEDURES FOR ALPINE SPORTS**

The teacher in charge must make contact with the ski resort operator prior to the trip in order to arrange student identification and controls procedure:

a) Students are to be identified by the supervising teachers as described by the parent's signed acknowledgement of the student's ability classification as detailed in Appendix 1b.

***All participants must wear an appropriate snow sport helmet for school excursions to OSRA member facilities. OSBIE recommends that schools adopt a mandatory snow sport helmet use policy regardless of ski facility locations.***

b) All students will have their abilities verified by a certified (CSIA/CSCF/CASI) ski/snowboard instructor by having students demonstrate their skills on suitable beginner/novice terrain at the start of the day. Classifications must be based on visual assessment of performance prior to, or on the morning of, the trip.

c) Students will be placed in groups according to ability. The snow school instructors will make the final determination of the participant's ability and will provide each student with a colour coded mark or sticker which will indicate the designation of trails/runs a student may use. Students who have been identified by a school or resort member as having an ADVANCED level of competence will be taking separate lessons and will receive color coding to allow them on the more difficult hills/runs as determined by the resort instructors.

**OSRA trail marking system –  
See Appendix 3b.**

d) Students who are NON-SKIERS/ SNOWBOARDERS, NOVICES or BEGINNERS, will be directed to their lessons immediately following the assessment test. After their lessons, they will be assigned to work on the skills introduced in the lesson on trails commensurate with their abilities.

e) Teacher and parent volunteer/ supervisors will conduct "in the area" supervision on the hills/runs used by the students. If a student is found to be on a

trail not permitted by the student's classification, the supervisor shall direct the student to the correct hill/run. The resort staff, including lift operators, instructors and ski patrol are primarily responsible to ensure students receive proper instructions and to enforce that students only use hills/runs identified by the color coded mark or sticker.

f) It is recommended that if a serious injury situation should arise, the teacher, or volunteer supervisor, in cooperation with the ski resort management, will follow the resort's emergency procedures. It should be determined, in advance, what the procedures are and what first aid assistance is available. The teacher in charge of their delegates should follow school board procedures regarding notification of parents and completing incident reports.

## **CONTROL PROCEDURES FOR CROSS COUNTRY SKIING**

Please refer to Appendix 4:  
Cross Country Responsibility Code with  
Students on Page 22.

The teacher in charge must make contact with the resort operator prior to the trip in order to confirm final number of students participating in the program and all other details about the group's visit.

a) Students are to be divided by the supervising teachers into levels of ability, (described in Appendix 1b).

The teacher in charge will, along with ski resort staff, emphasize to the students

that once they receive permission to use specified trails, that they must not go on those trails above their ability.

b) After their instruction/lesson, the student will be informed whether their ability will permit them to ski more advanced trails. The snow school instructors, in consultation with the teacher, will identify the trail(s) the students are permitted to use. Students may be re-assessed to a more advanced trail later in the day as they improve. Supervisors will be assigned to each group in order to provide "in the area" supervision and will use the same trails as the group for the remainder of the day. On trails where it is possible to lose sight of students, it is recommended that the supervisors be positioned at the front and the back of the group.

c) It is recommended that if a serious injury situation should arise, the teacher, in cooperation with the resort manager, will follow the resort's emergency procedures. It should be determined in advance what procedures are, and what first aid assistance is available. The teacher in charge or their delegate should follow school board procedures with respect to notifying parents and completing incident reports.

d) The teacher in charge of the students is responsible for the students at all times during the visit except when students are in their lesson. Teachers and volunteer supervisors should accompany their assigned group of students to their lessons to be able to reinforce the instructor's lessons over the course of the day.

# ARRIVAL PROCEDURES

## The following guidelines pertain to ALL SNOW SPORT EDUCATION PROGRAMS:

1. Teacher advises Reception/ Information desk of arrival and obtains tickets. Students are to remain on the bus or follow procedures as previously arranged.
2. Ski resort staff board bus or assembles students in base lodge chalet to welcome and explain in detail, resort area procedure, organize groups for rental equipment and lessons by ski ability. Trail conditions will be reviewed, the lifts in operation will be identified, as well as the number of trails open. Trail maps will be provided, along with equipment locker storage, ski school assembly area will be identified, and departure instructions will be outlined.
3. Resort staff will review the Alpine Responsibility Code and other related rules and regulations. Resort staff will advise group of the ticket removal penalty for violations of the Alpine Responsibility Code. Resort staff will explain signage on the trails. Teachers will sign the resort form acknowledging receipt of resort information and instructions.
4. Resort staff and teacher take students renting equipment to rental shop, where applicable. Signed copies of Appendix 1b will be collected from students or teachers who are renting equipment.

5. Students are tested to determine and verify classification at the snow school area. All snow sport education programs must include this component and have a built - in instructional period. ***No school program is to be organized without this important aspect.*** Non-skiers/ snowboarders, etc. must have instruction/ lesson prior to being permitted on the trails.

6. Teacher will assign supervisors to designated trails/runs commensurate with their abilities as outlined in Appendix 1b. Students will be instructed to stay within designated areas commensurate with their ability as determined by the ski resort's ski and snowboarding staff.

**7. All participants must wear an appropriate snow sport helmet for school excursions to OSRA member facilities.**

***NOTE: Helmet use is not required for Cross Country Ski / Snowshoeing programs.***

***OSBIE recommends that schools adopt a similar mandatory snow sport helmet use policy as noted above, regardless of ski facility locations.***



# APPENDIX 1a

## NOTE TO PARENTS AND STUDENTS:

This note, Appendix 1a, must accompany the Special Winter Excursion Form / Parental Consent, Appendix 1b. It is suggested that Appendix 1a be attached to the reverse side of Appendix 1b for distribution to parents.

**This is an important document. Please take it to someone who can explain it to you.**

Arabic:	هذه وثيقة هامة. الرجاء إرسالها إلى شخص يستطيع أن يفسرها لك.
Chinese:	这是一份重要的文件，请把它交给可以向您解释的人。
Farsi:	این یک نوشته‌ی بسیار مهم است. لطفاً این نوشته‌ی را نزد شخصی ببرید که بتواند آنرا برای شما توضیح بدهد.
Gujarati:	આ એક મહત્વપૂર્ણ દસ્તાવેજ છે. કૃપા કરી કોઈ વ્યક્તને બતાવો, જે તમને તેના વચ્ચે સમજાવી શકે.
Hebrew:	זהו מסמך בעל חשיבות. בבקשה קחו אותו למישהו שיכול להסביר אותו.
Hindi:	यह एक महत्वपूर्ण दस्तावेज़ है। कृपया इसे किसी ऐसे व्यक्ति के पास ले जाएं जो इसे आपको समझा सके।
Khmer:	នេះគឺជាឯកសារសំខាន់មួយ។ សូមយកវាទៅជូនដល់អ្នកដែលអាចពន្យល់បាន។
Korean:	이것은 중요한 문서입니다. 그러니 이 문서에 관해 설명을 해줄 수 있는 사람에게 보여주시기 바랍니다.
Punjabi:	ਇਹ ਇਕ ਮਹੱਤਵਪੂਰਨ ਦਸਤਾਵੇਜ਼ ਹੈ। ਕਰਪਾ ਕਰਕੇ ਕੋਸੇ ਅਭਿਹੇ ਵਅਕਤੀ ਕੋਲ ਲੈ ਿਓ ਇਸਨੂੰ ਕਵਸਥਾਰ ਨਾਲ ਸਮਝਾਸਕੇ ਇਹ ਤੁਹਾਨੂੰ ਇਹ
Romanian:	Acesta este un document important. Vă rugăm să cereți ajutorul unei persoane care vi-l poate explica.
Russian:	Это важный документ. Пожалуйста, покажите его человеку, который может объяснить Вам его содержание.
Spanish:	Este documento es importante. Muéstrelo a alguien que pueda explicárselo.
Tamil:	இது ஒரு முக்கியமான பத்திரம் ஆகும். இதனை உங்களுக்கு விளங்கப்படுத்தக்கூடிய ஒருவரிடம் தயவுசெய்து எடுத்துக் கொள்ளுங்கள்.
Urdu:	دے کر تشریح کی اس کو جو آپ جائزے لے پاس کے کسی اسے مہربانی ہے۔ براۓ دستاویز اہم ایک یہ
Vietnamese:	Đây là một tài liệu quan trọng. Hãy giao nó cho người có thể giải thích cho bạn.



## SPECIAL WINTER EXCURSION FORM / PARENTAL CONSENT

Participant Name: \_\_\_\_\_

School Name: \_\_\_\_\_

Select Activity: ☐ Skiing ☐ Snowboarding ☐ Nordic Skiing ☐ Tubing

Ability: ☐ Non ☐ Beginner ☐ Intermediate ☐ Advanced Date of Visit: \_\_\_\_\_

<b>Non Skier or Non Snowboarder</b>	First time skiing/snowboarding. Individual has never skied or snowboarded before.
<b>Beginner</b>	The student has skied or snowboarded once or twice or a few times per year and has experienced and maintained control on a number of novice hills of varying difficulty. He/she is able to stop and turn both directions with some success. They are comfortable on green/beginner and some blue/intermediate slopes. May need assistance with getting on or off the lifts.
<b>Intermediate</b>	The student has skied or snowboarded on many occasions and has experienced a variety of hills and different ski areas. He/she can turn and stop under control using recognized formal techniques. They can ski /board with confidence on blue slopes and possibly some black/advanced slopes.
<b>Advanced</b>	The student is an experienced and competent skier or snowboarder. He/she has received formal instruction, knows and understands the Alpine Responsibility Code and can demonstrate ability at an advanced level. Such students can be called upon to assist supervisors.

### IF RENTING EQUIPMENT, PLEASE COMPLETE

<b>DATE OF BIRTH</b>	_____	<b>HEIGHT</b>	_____
<b>WEIGHT</b>	_____	<b>cm</b>	_____
<b>kg</b>	_____	<b>SHOE SIZE</b>	_____

Rental Helmet Required Yes ☐ No ☐

### RENTAL EQUIPMENT

Bindings on equipment reduce the risk of injury when falling. They will not release under all circumstances and they do not guarantee safety in all cases. Parents must accept responsibility for equipment that is lost or damaged (other than reasonable wear and tear).

### ALPINE / CROSS COUNTRY RESPONSIBILITY CODE

The Ontario Snow Resorts Association has produced an Alpine/Cross Country Responsibility Code which the named ski area \_\_\_\_\_ and the named school board \_\_\_\_\_ requires that you know and obey. Skiers/snowboarders must always ski/snowboard in control and be able to stop and change direction to avoid collisions with people or objects. The named ski area \_\_\_\_\_ may revoke a lift ticket for violation of the code or other unacceptable conduct.

**With the exception of Cross Country/Snowshoeing, all Alpine participants must wear an appropriate snow sport helmet for school excursions to OSRA member facilities. OSBIE recommends that schools adopt a mandatory snow sport helmet policy regardless of ski**

*Please include the named participant in the PARK program offered only to Advanced level skiers/ snowboarders. It is suggested that you and your son/daughter view the Smart Style safety video found at: [www.terrainparksafety.org](http://www.terrainparksafety.org). In addition each ski area may have other requirements for entering their terrain park.*

Signature: Parent / Guardian \_\_\_\_\_

facility locations.

#### ACKNOWLEDGEMENT / INFORMED CONSENT

This signed form is required for all students who wish to participate in this outdoor recreation and snow sport education program. It should be understood that the purpose of this excursion is educational. Lessons are mandatory.

#### INHERENT RISK

Skiing/Snowboarding/other is a sport with physical demands and inherent risks which are beyond the control

of \_\_\_\_\_ and \_\_\_\_\_  
(Name of School Board) (Name of Ski Area)

The inherent risks include, but are not limited to: slip, trips & falls; use of lifts; collision with natural or man-made objects or other persons; changing weather conditions; changes or variations in the terrain or surface; exposed rocks, earth or ice; travel beyond the trail boundaries. Incidents may occur which result in serious injury or death. Participants **must assume** the inherent risks of the sport.

It is strongly recommended by the Ontario Snow Resorts Association that you visit their website: [www.skiontario.ca](http://www.skiontario.ca) to review the complete OSBIE document and safety information on this site prior to your school visit. Following all rules and procedures can reduce the risk of injury. Failure to follow the rules will result in the student losing their lift ticket and future resort privileges.

**We have read and understood the above information, and agree to the regulations as outlined by the Ontario Snow Resort member Ski Area. I give my son/daughter permission to participate in the above noted activity at the ski area indicated.**

\_\_\_\_\_  
Parent / Guardian Name

\_\_\_\_\_  
Signature

\_\_\_\_\_  
Date

# APPENDIX 1c

## RELEASE, WAIVER OF CLAIMS, ASSUMPTION OF INHERENT RISKS AND INDEMNITY AGREEMENT FOR SCHOOL SKI/SNOWBOARDING COMPETITIONS - RACING - TRAINING - COMPETITIVE PROGRAMS

**THIS FORM MUST BE READ AND SIGNED BY EVERY STUDENT 18 YEARS OF AGE AND OLDER WHO WISHES TO PARTICIPATE IN COMPETITIVE SKI/SNOWBOARDING PROGRAMS AND TRAINING.**

I, \_\_\_\_\_ in consideration of being allowed to participate in the  
(Name of Participant)

\_\_\_\_\_ at \_\_\_\_\_  
(Name of Competition or Program) (Name of Ski Area)

and any training, racing and access to the facilities do hereby release and hold harmless and indemnify the directors, officers, shareholders, agents, servants, employees of \_\_\_\_\_  
(Name of Ski Area)

and \_\_\_\_\_, ("Releasees") from all claims, actions or damages without any  
(Name of School Board)

limitation whatsoever, whether consisting of loss, personal injury, property damage or death, that does or may result in any way from my participation in these competitive sporting events or programs including training and I assume any and all responsibility and liability for same. I also agree to waive any and all claims against the "Releasees" for any loss, damage, expense or injury, including death, I may suffer from any cause whatsoever, including negligence, breach of contract or statutory duty owed under the Occupiers' Liability Act by the "Releasees". I further agree to indemnify and hold harmless all of those above names from any damage or costs or expenses whatsoever which they or any of them may sustain as a result of any claim brought by anyone against any of them as a result of my preparation for and/or participation in these competitive sporting events or programs including training.

### INHERENT RISK

I specifically agree that before any given competition takes place I will, if I so desire, inspect all areas involved in the competition, and withdraw from the activity if unsafe, fully realizing, accepting and understanding that competitive skiing/snowboarding in general and of this type is inherently risky and dangerous, as are preparations, practice, or training for such events. The inherent risks include but are not limited to: falling; use of lifts; collision with natural or man-made objects or other persons; changing weather conditions; changes or variations in the terrain or surface; exposed rocks, earth or ice; travel beyond the course boundaries or trails. Incidents may occur which result in serious injury or death. I understand that participants must assume the inherent risks of the sport.

I, as a participant completely understand that the above paragraphs constitute a covenant and a promise on my part to fully discharge all of the above named parties from any and all liability of any kind for any injuries, loss, damage or death which may result from my participation in these competitive sporting events or programs.

I further agree that any litigation involving the "Releasees" shall be brought in the Province of Ontario and Ontario law will apply.

This release is binding, and I so understand, not only upon myself but upon my heirs, administrators, executors, and assigns, and I hereby again reaffirm my free will and willing intent to exercise it, acknowledging a complete understanding of its terms and conditions and the totality of its effect, and the totality of the waiver of any rights that I would otherwise have had, had this agreement not been executed.

### ACKNOWLEDGEMENT

I have read and understand this agreement and I understand that by signing this agreement I am waiving certain legal rights that I or my family and others may have against the "Releasees".

Dated at \_\_\_\_\_ this \_\_\_\_\_ day of \_\_\_\_\_, 20\_\_\_\_

\_\_\_\_\_  
Participant

\_\_\_\_\_  
Witness

# APPENDIX 1d

## SPECIAL WINTER EXCURSION FORM/PARENTAL CONSENT FOR SCHOOL SKI/SNOWBOARDING COMPETITIONS - SKI RACING - TRAINING - COMPETITIVE PROGRAMS

### STUDENTS UNDER 18 YEARS OF AGE

Participant Name: \_\_\_\_\_

School Name: \_\_\_\_\_

Select Activity: ☐ Skiing ☐ Snowboarding

Date of Activity: \_\_\_\_\_

### ALPINE RESPONSIBILITY CODE

The Ontario Snow Resorts Association has produced an Alpine Responsibility Code which the named ski area  
\_\_\_\_\_ and the named school board \_\_\_\_\_

requires that you know and obey.

Skiers/Snowboarders must always ski/snowboard in control and be able to stop and change direction to avoid collisions with objects and people.

The named ski area \_\_\_\_\_ may revoke all privileges for violation of the code or other unacceptable conduct.

**All participants must wear an appropriate snow sports helmet to OSRA member facilities. OSBIE recommends that schools adapt a mandatory snow sport helmet policy regardless of ski facility locations.**

### ACKNOWLEDGEMENT/INFORMED CONSENT

This signed form is required for all students under the age of 18 years who wish to participate in school board sanctioned ski/snowboarding competitions-ski racing-training-competitive programs

#### INHERENT RISK

Competitive skiing/snowboarding is a sport with physical demands and inherent risks which are beyond the control of

\_\_\_\_\_ and \_\_\_\_\_  
(Name of School Board) (Name of Ski Area)

The inherent risks include but are not limited to: falling; use of lifts; collision with natural or man-made objects or other persons; changing weather conditions; changes or variations in the terrain or surface; exposed rocks, earth or ice; travel beyond the course boundaries or trails. Incidents may occur which result in serious injury or death.

I understand that participants must assume the inherent risks of the sport.

It is strongly recommended by the Ontario Snow Resorts Association that you visit their website: [www.skiontario.ca](http://www.skiontario.ca) to review the complete OSBIE document and safety information on this site prior to your participation in the activity. Following all rules and procedures can reduce the risk of injury. Failure to follow the rules will result in the participant losing their lift ticket and future ski resort privileges.

**We have read and understand the above information and that in participating in ski/snowboarding competitions-ski/snowboard racing-training-competitive programs we are assuming the risks associated with doing so and agree to the regulations as outlined by the Ontario Snow Resort member Ski Area. Accordingly, I give my son/daughter permission to participate in the above noted activity at the ski area indicated.**

-----  
Parent/Guardian Name

-----  
Signature

-----  
Date



## APPENDIX 2a

### LIFT USE GUIDELINES

**To ensure that all school students enjoy a good day of skiing/snowboarding also means that they use both chairlifts and surface lifts safely.**

**1.** Where applicable only those students who received an approval from the snow school staff, may use other lifts than those designated as beginner lifts.

**2.** All students must be aware and obey signs posted around the lift loading and unloading areas and along the tow path.

**3.** While waiting their turn in a lift line, students must refrain from horseplay and prepare themselves for loading.

**4.** When approaching a loading area, obey instructions given by a lift operator and make sure the ski/lift ticket is properly displayed.

**5.**

**a)** When riding a chairlift, **students must always use the restraining bar.**

**b)** Students must never bounce or rock chair in any way, and must remain seated facing uphill at all times.

**c)** Students must never, under any circumstances, jump from chairs.

**d)** If a chairlift stops, remain calm and wait until it restarts. In case of an emergency evacuation students are to remain calm and follow all instructions given by resort employees.

**e)** When approaching an unloading area students must not lift restraining bar until instructed to do so by posted signs.

**f)** When students clear the ramp, they must move away from the area adjacent to unloading ramp immediately.

**6.**

**a)** When riding a surface lift, students must always remain in the designated tow path and never attempt to slalom or to zigzag on the way to the top.

**b)** To unload anywhere outside of a designated unloading area must be avoided unless the lift stops and students are instructed to do so by the patrol or resort employees. In such an event, everyone is to leave the tow path as quickly as possible.

**c)** Any student who falls while riding a surface lift, must clear the path immediately, so as not to interfere with others.

**d)** To ski/snowboard down a lift tow path is dangerous and strictly prohibited.

#### **7. Students must always:**

**a)** Display their ski/lift ticket;

**b)** Follow all instruction given by resort staff;

**c)** Behave in a responsible manner;

**d)** Be courteous to other students, other skiers, and resort personnel;

**e)** Be aware of and abide by posted Alpine Responsibility Code;

**f)** Use only trails identified by the snow school instructor as appropriate for your ability. Know your group and the teacher or volunteer supervisor assigned to your group.

*Behaviour contrary to the above instruction will endanger offenders just the same as other users and may result in a serious injury. **With no exception any and all offenders will lose their lift and trail privileges.***

## APPENDIX 2b

# CONVEYOR SAFETY

### LOOK & WAIT

MOVE UP TO THE MARKED LINE  
WAIT YOUR TURN



SECURE ANY  
LOOSE ITEMS



REMOVE POLE  
STRAPS & HOLD  
TIPS FORWARD

### LOAD & STAND

CAREFULLY STEP  
ONTO THE CONVEYOR  
  
STAY STANDING  
FOR THE ENTIRE RIDE



REMAIN  
STANDING  
AT ALL TIMES

### UNLOAD & LEAVE

AT THE UNLOADING  
AREA THE CONVEYOR  
WILL END ALLOWING  
YOU TO CLEAR  
  
FOLLOW DIRECTIONS



UNLOAD  
HERE



ONTARIO  
SNOW RESORTS ASSOCIATION



CANADA WEST  
SKI  
AREAS ASSOCIATION



## APPENDIX 2c

# T-BAR SAFETY

### LOOK & LOAD

MOVE UP TO THE MARKED LINE

LOOK TO THE INSIDE FOR THE BAR

STAY STANDING & HOLD ON



SECURE ANY LOOSE ITEMS



REMOVE POLE STRAPS & HOLD TIPS FORWARD

### STAND & RIDE

REMAIN STANDING FOR THE ENTIRE RIDE

STAY IN TRACK



STAY IN TRACK



FALLEN SKIER, CLEAR TRACK IMMEDIATELY

### UNLOAD & LEAVE

WHEN YOU APPROACH THE UNLOADING AREA

UNHOOK THE BAR

RELEASE & CLEAR AREA

FOLLOW DIRECTIONS



UNLOAD HERE



ONTARIO  
SNOW RESORTS ASSOCIATION



CANADA WEST  
SKI  
AREAS ASSOCIATION



Alberta Elevating Devices  
& Amusement Rides  
Safety Association

TECHNICAL  
SAFETY BC

## CHAIR LIFT SAFETY

### LOOK BACK

MOVE UP TO THE  
MARKED LINE  
WATCH FOR THE  
APPROACHING CHAIR




SECURE ANY  
LOOSE ITEMS



REMOVE POLE STRAPS  
& HOLD TIPS FORWARD

### LOAD & LOWER

LOAD THE CHAIR  
LOWER THE BAR



LOWER  
THE BAR



DO NOT SWING OR  
BOUNCE THE CHAIR

### LIFT & LEAVE

LIFT THE BAR WHEN  
YOU REACH THE  
UNLOADING AREA  
STAND UP AND  
CLEAR AREA



RAISE  
THE BAR



KEEP YOUR  
TIPS UP



ONTARIO  
SNOW RESORTS ASSOCIATION



CANADA WEST  
SKI  
AREAS ASSOCIATION



Alberta Equestrian Devices  
& Amusement Rides  
Safety Association

TECHNICAL  
SAFETY BC



# ALPINE RESPONSIBILITY CODE



THERE ARE ELEMENTS OF RISK THAT COMMON SENSE AND PERSONAL AWARENESS CAN HELP REDUCE. REGARDLESS OF HOW YOU DECIDE TO USE THE SLOPES, ALWAYS SHOW COURTESY TO OTHERS. PLEASE ADHERE TO THE CODE LISTED BELOW AND SHARE WITH OTHERS THE RESPONSIBILITY FOR A SAFE OUTDOOR EXPERIENCE.

- 1** *Always stay in control. You must be able to stop, or avoid other people or objects.*
- 2** *People ahead of you have the right-of-way. It is your responsibility to avoid them.*
- 3** *Do not stop where you obstruct a trail or are not visible from above.*
- 4** *Before starting downhill or merging onto a trail, look uphill and yield to others.*
- 5** *If you are involved in or witness a collision or accident, you must remain at the scene and identify yourself to the Ski Patrol.*
- 6** *Always use proper devices to help prevent runaway equipment.*
- 7** *Observe and obey all posted signs and warnings.*
- 8** *Keep off closed trails and closed areas.*
- 9** *You must not use lifts or terrain if your ability is impaired through use of alcohol or drugs.*
- 10** *You must have sufficient physical dexterity, ability and knowledge to safely load, ride and unload lifts. If in doubt, ask the lift attendant.*


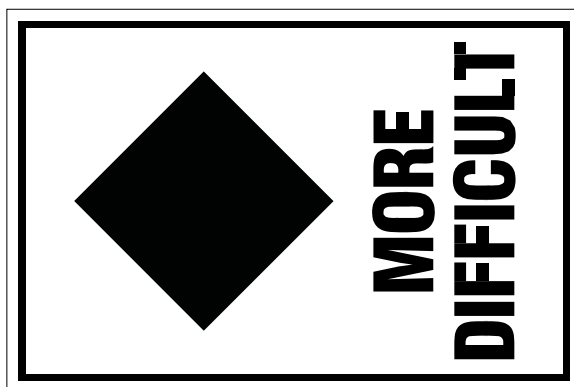
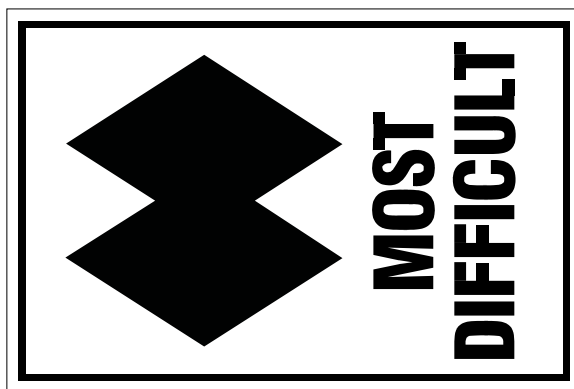
**Know the Code - Be Safety Conscious  
It is Your Responsibility**

ONTARIO  
SNOW RESORTS ASSOCIATION

Rev: 10/2012  
Print: 09/2016

## APPENDIX 3b

---



# CROSS COUNTRY RESPONSIBILITY CODE



THERE ARE ELEMENTS OF RISK THAT COMMON SENSE AND PERSONAL AWARENESS CAN HELP REDUCE. REGARDLESS OF HOW YOU DECIDE TO USE THE TRAILS, ALWAYS SHOW COURTESY TO OTHERS. PLEASE ADHERE TO THE CODE LISTED BELOW AND SHARE WITH OTHERS THE RESPONSIBILITY FOR A SAFE OUTDOOR EXPERIENCE.

- |  |   |
|--|---|
| <b>1</b> <i>Always check posted trail conditions.</i>  | <b>5</b> <i>Ski in control. On two-way trails descending skiers have the right-of-way.</i>  |
| <b>2</b> <i>Ski in indicated direction and obey all posted signs and warnings. Keep off closed trails.</i> | <b>&amp;</b> <i>Do not stop where you obstruct a trail or are not visible to others. Move off the track quickly if you fall or during rest stops.</i> |
| <b>3</b> <i>Always ski to right when meeting on-coming skiers.</i>   | <b>7</b> <i>Do not litter. Take out what you pack in. Respect all property.</i>   |
| <b>4</b> <i>Yield the track to faster skiers and skiers calling track.</i>                                 | <b>8</b> <i>Report all incidents.</i>   |

**Know the Code - Be Safety Conscious  
It is Your Responsibility**

ONTARIO  
SNOW RESORTS ASSOCIATION

Rev: 10/2011  
Print: 09/2016







# FREESTYLE TERRAIN



## READ THIS!!!

### FREESTYLE SKILLS REQUIRED

Freestyle Terrain may contain jumps, hits, ramps, embankments, fun boxes, jibs, rails, half pipes, quarter pipes, snowcross, freestyle bump terrain and other constructed or natural terrain features. Freestyle skill involves maintaining control on the ground and in the air. Prior to using Freestyle Terrain, it is your responsibility to familiarize yourself with all instructions and warnings and to follow the Alpine Responsibility Code.

- The features vary in size and difficulty and change constantly due to snow conditions, weather, usage, modifications, grooming and time of day. It is your responsibility to inspect these features before use and throughout the day.
- You control the degree of risk you will encounter in using these features both on the ground and in the air. Do not attempt these features unless you have sufficient ability and experience to do so safely.
- Helmets are recommended.
- Only one person should use a feature at a time. Wait your turn and call your start. Do not jump blindly and use a spotter when necessary. **LOOK BEFORE YOU LEAP!!** Always clear the landing area quickly.
- Always ride or ski in control and within your ability level.
- Individual features are closed for a reason. Do not enter the Freestyle Terrain or use features when closed.

**Freestyle Terrain use, like all skiing and snowboarding, exposes you to the risk of serious injury.**

**AIRBORNE MANOEUVRES INCREASE THE RISK  
INVERTED AERIALS SUBSTANTIALLY INCREASE THE  
RISK OF SERIOUS INJURY AND ARE NOT PERMITTED**

**When using the freestyle terrain, you assume the risk of any injury that may occur. The ski area operator's liability for all injury or loss is excluded by the terms and conditions on your ticket or season pass release of liability.**

## This Park contains the following features

# M L

### LOOK BEFORE YOU LEAP!

Freestyle Terrain has four levels of progression and designation for size. Start small and work your way up. It is your responsibility to familiarize yourself with the terrain before attempting any of the features.

#### Designations Are Relative To This Resort



- Introductory freestyle terrain
- Small features, surface-level rails & boxes
- Less Difficult features



- Small to medium size features
- Ride-on rails & small to medium half pipe
- Difficult features



- Medium to large size features
- Introduction to jump-on rails
- Rail's with gaps & narrow surfaces
- Large half pipe
- More Difficult features



- Largest size features & jumps
- Jump-on rails with gaps & narrow surfaces
- Advanced and Experts only
- Most Difficult features



## This Park contains the following features

### LOOK BEFORE YOU LEAP!

Freestyle Terrain has four levels of progression and designation for size. Start small and work your way up. It is your responsibility to familiarize yourself with the terrain before attempting any of the features.

#### Designations Are Relative To This Resort



- Introductory freestyle terrain
- Small features, surface-level rails & boxes
- Less Difficult features



- Small to medium size features
- Ride-on rails & small to medium half pipe
- Difficult features



- Medium to large size features
- Introduction to jump-on rails
- Rail's with gaps & narrow surfaces
- Large half pipe
- More Difficult features



- Largest size features & jumps
- Jump-on rails with gaps & narrow surfaces
- Advanced and Experts only
- Most Difficult features